

Institutional Evaluation

**2003-2004 SUGGESTIONS FOR
IMPROVING STUDENT
RETENTION FROM STUDENTS
[March, 2004]**



P.O. Box 587, Pendleton, SC 29670
(864) 646-8361, TDD/Voice 1-800-735-2905

Tri-County Technical College does not discriminate in admission or employment on the basis of race, color, religion, sex, qualifying disability, veteran's status, age, or national origin.

**2003-2004 SUGGESTIONS FOR IMPROVING
STUDENT RETENTION FROM STUDENTS**

[March, 2004]

Prepared by Ann Libby, Chris Marino, and Lisa Saxon

Table of Contents

Suggestions from Arts and Sciences Students	1
Suggestions from Business and Human Services Students	6
Suggestions from Health Education Students	12
Suggestions from Industrial and Engineering Technology Students	20
Suggestions from Career Development Students	23
Summary of Major Findings	23
Student Rating Results on Retention	Appendix

SUGGESTIONS FOR IMPROVING STUDENT RETENTION

On November 12, 2003, and November 13, 2003, students in Arts and Sciences, Business and Human Services, Comprehensive Studies, and Industrial and Engineering Technology were surveyed during 9 a.m. and 6 p.m. classes. Health Education students were surveyed in selected classes on November 17, 2003, and November 18, 2003. The students were asked to respond to the following question: What can Tri-County Technical College do to better assist students in completing their programs of study and graduating from Tri-County Technical College? A total of two thousand and fifty-two students were surveyed. The following lists their responses to the question for 2003-2004.

Suggestions from Arts and Sciences Students

- Have at least one course of everything offered each semester. It is hard to complete your program when classes are only offered once a year.
- Allow more classes so they won't be so full.
- Better information on transfer classes. I have had to run around to find what the College has to offer that I could use toward my major and would transfer.
- Really make it a college for the real world.
- More financial resources for single people would help.
- Offer a wider range of times the classes are offered.
- Have more classes available at different times.
- The transfer students need a printout of what classes they must take to successfully transfer to area colleges.
- Work on advising transfer students so that we will know what to take if some classes are not available.
- Offer more night classes.
- Offer more classes for transfer students. I needed Music 105, but it was full. There was only one class available to begin with.
- More courses need to be offered and some of the courses that are offered later in the day should be offered earlier, like French.
- More transfer classes.
- Need more flexible class times. Offer more classes twice or three times a day.
- Always offer classes that fall in sequence over the summer.
- Offer more of a variety of classes.

SUGGESTIONS FOR IMPROVING STUDENT RETENTION

- Have tutors available for every class all day every day and even through the phone and Internet.
- Need to be more understanding of problems and busy schedules.
- More financial aid.
- Offer more information and requirements that other colleges and universities need for university transfer students.
- Have more classes available. Financial aid needs to be used for people who need it instead of people who are too lazy to work and just want a free ride.
- Make sure that students are in classes that are within their capabilities. Ensure that academic standards are realistic.
- More openings in the nursing program.
- Make sure the students know what classes are needed by having a handout with required classes for each major.
- Quit giving out surveys. I have had to complete the same survey three times.
- More online classes and more classes throughout the day.
- The College has dropped classes that I want to take. Please add them back.
- Offer each course every semester.
- Have clearer requirements.
- When I first started at Tri-County Technical College, I didn't know what path to take in reaching my goals. I needed someone to talk to about what I needed to do to graduate from Tri-County Technical College and transfer to Clemson University and graduate from there.
- Need to stay behind students more. Give us a grade report every three weeks.
- More scholarships available for all students, even international students.
- Offer more classes at better times.
- More availability of class times.
- Hire more instructors.
- More class times available.
- More classes available for high interest courses.

SUGGESTIONS FOR IMPROVING STUDENT RETENTION

- Allow more absences.
- More night classes.
- Have more options available and have a better schedule of different times for some classes.
- Offer a class or support group for single parents in school.
- More night class choices. It is inconvenient to enroll in night classes that are later canceled close to the time that the semester is about to begin, making it difficult to get into other classes.
- Free tutoring in all subjects.
- Make every student meet with a career advisor before registering, to guide them.
- If possible, make all classes available every semester, such as, Physics 201. It is not offered in the spring so I will have to take it at Clemson University.
- Get better instructors that know what they are doing.
- Get better instructors.
- Offer more classes throughout the week.
- More class availability.
- Get more classes.
- Have advisors that are more knowledgeable about things.
- Allow the students a few more absences.
- Quit wasting my class time with surveys.
- I hate taking attendance.
- Offer a different variety of classes.
- Free childcare.
- Understand that we also have a life after school. Our load is heavy enough already.
- Equip advisors to assist students in taking classes for their intended majors.
- Need daycare.
- Offer all classes year round.

SUGGESTIONS FOR IMPROVING STUDENT RETENTION

- Make more class time available. Every time I needed a class, I found it difficult to find an available time to take it.
- Advisors that know and listen about what you want to do and where you want to go in your life, and do their best to help you achieve your goals.
- Better instructors.
- More space at the daycare.
- They should have the CAT bus reach more towns like Seneca for student transportation.
- Offer all courses during each semester because some courses are offered only once a year.
- Offer broader range of online and weekend classes.
- You need to let students know when a class is not going to be offered prior to the day before classes begin. Also, should advisors encourage students to take classes with a low enrollment knowing that the classes may be canceled?
- More classes at more times.
- Create more classes in my major like math, science, English, etc.
- I need classes that have been dropped from Tri-County Technical College. Certain calculus classes are not available as well as meteorology required for my school.
- More courses available and offer them in both semesters.
- Offer at least one of each class every semester. I can't get classes when I need them.
- More classes.
- I think that Tri-County Technical College does a great deal. It is really up to the students.
- More night classes and a larger variety.
- Work with other schools for students to see if their classes will transfer. Offer advising and financial aid to all students.
- Maybe some clearer instructor lectures.
- Better parking.
- Offer all classes that are needed for a major. Biology 210 was not offered when I needed it.
- Offer more classes and class times.

SUGGESTIONS FOR IMPROVING STUDENT RETENTION

- Get a CAT bus that picks up in Seneca.
- Quit trying to make this place pretty and pay instructors enough to keep them from leaving so there is someone to teach the classes I need.
- A lot of students work and have families. The College needs support groups for these students.
- Have better study guides for graduation.
- Make education fun.
- I think they could offer more classes to help you be able to transfer quicker.
- Some students work a full-time job. If they can complete their assignments and pass the tests, attendance should not matter.
- Helping students with family responsibilities such as childcare and financial aid.
- Offer more classes.
- Offer better times for classes.
- Have more classes that are not full and available at different times.
- Transportation and offer more courses at more times.
- Offering courses at more times. This spring, French was only offered one time. If it were offered earlier in the day, I could take it.
- Everything.
- Help make sure students know exactly what they need to do.
- More classes and more times available.
- Instructors that are more concerned with students' progress.
- More need-based assistance.
- Offer more classes.
- More financial aid and a wider variety of times available to take classes.
- More understanding if a student has a lot of absences due to sickness.
- Advisors can be hard people to track down sometimes. They seem to have too many students to devote ample time to them. Please fix this.

SUGGESTIONS FOR IMPROVING STUDENT RETENTION

- Bigger classrooms.
- Offer classes at more than just one time during the day.
- Be more involved in the teaching.
- Spanish night classes would be great.
- Make classes larger or offer more of the same classes.
- Offer more classes.
- Don't drop a student for missing classes. I pay you to teach me. The customer is always right.

Suggestions from Business and Human Services Students

- Better hours at night, classes need to be later and more classes need to be offered.
- Lower tuition.
- Helping the people with disabilities and offering more hope.
- Offer more classes at more times.
- Classes are not offered with enough frequency. Possibly increase the amount of times that classes are offered.
- Lower tuition.
- Each student is different and we all have different needs. The best way to help is to do what you can for that individual, and do the same for the next student.
- Offer temporary jobs in the field of study.
- Some of my courses from other schools did not transfer over. I think that if they are similar courses, they should transfer.
- Advise students.
- Have an evening childcare program that doesn't cost an arm and a leg.
- Offer more openings for major required classes.
- Make sure that the students have a better view of what classes will better serve them in graduating and completing their goals.
- I was never informed of the childcare program. That is very important to a lot of people who have families and that are trying to better themselves.

SUGGESTIONS FOR IMPROVING STUDENT RETENTION

- Having more classes at more times.
- Offer all courses every semester so that students really can graduate any term like we've been told we can.
- Offer more needed classes each semester.
- Offer classes all the time instead of offering certain ones certain parts of the year.
- Availability of more classes.
- Make degree requirements more clear.
- More days allowed to miss for family reasons.
- Offer more of the classes that tend to fill faster than others and more on-line courses.
- Perform more like a four-year college. Attendance is mandatory and instructors will drop students.
- Keep an attendance policy of course, but allow students that you know are putting forth a good effort to attend every class a little leniency when it comes to absenteeism because of job and family responsibilities sometimes interfering with classes.
- Offer earlier classes.
- Offer more classes each semester or force students to take certain classes when faculty know it is going to be offered.
- Enlarge the parking lot. The back hill and stairs are too much for many students, and the front is full.
- Encourage instructors to help students.
- Explain to me what I need to take.
- Night tutors in the computer labs with an advance knowledge of second-year studies.
- Offer more classes in computer technology in the evening.
- Clarity on courses needed and offered at several different times.
- Offer more classes.
- Most of the evening classes are only offered yearly. This is difficult when it takes you such a long time to get the class again.
- I would be finished with my classes if some of my classes had not been canceled or full. The full classes are the ones that everyone needs and are offered one class a semester. Why?

SUGGESTIONS FOR IMPROVING STUDENT RETENTION

- If students have questions, they often get the run around and are sent from person to person.
- Have the transit bus come to Seneca.
- Do something about the horrible parking situation. It causes students to be late for class.
- Offer more financial assistance for single-parent families.
- Offer more night classes for certain courses.
- Offer classes more often.
- Look at class availability and hire more instructors for major classes that fill up quickly and have waiting lists.
- Offer more classes so you are not delayed from graduating because classes are not offered often enough.
- Meet with advisors more often.
- Offer the class more than once every other semester. If enough students request the class, it should be offered.
- Offer more classes in my major every semester.
- Make certain classes are available during the day and night.
- Evaluate the time and amount of classes offered more carefully.
- Provide students with more instructors so that classes may be offered both day and night.
- They should have a daycare that if you get grants or anything, it will help pay for daycare because daycare is high.
- Let students know what classes need to be taken for what they want.
- More online courses, alternative scheduling of courses, and childcare assistance at night.
- No attendance, we have a life. Lower the homework expectations, too much is due too soon.
- Offer more 4:45 p.m. classes. More intense, shorter classes like maybe a three-week session.
- Offer more variety in classes each semester.
- Need to have an on-campus play group for the student's children attending college.
- Have better assistants in the financial aid office. They do not care because they are finished with school and have jobs already.

SUGGESTIONS FOR IMPROVING STUDENT RETENTION

- Research the current job market in the Upstate and tailor more programs to meet those needs.
- Do not offer classes that are required for a degree only one semester a year.
- Quit doing surveys.
- Better transportation.
- Offer more help with job placement while going to school.
- Sell laptops.
- Offer more classes on different days and different times.
- Get advisors to lay out a course map for each student when they first enroll.
- Offer nursing at night.
- Offer classes more frequently so it is available to more students.
- Do not make students take stupid classes that they will never use again in their lives.
- Need more classes at different times, not just one class on Monday, Wednesday, and Friday at one time.
- I have noticed that some 200 level courses are not offered on Tuesday and Thursday. I am taking 15 credit hours in my last semester and all my classes are on Monday, Wednesday, and Friday.
- Accessible tutors.
- Provide a program to help single parents with transportation problems.
- Try not to cancel classes and offer a bigger variety of classes.
- Provide a totally smoke-free environment. Students must travel through nicotine fog from one building to another at night.
- Offer more classes and allow more students in each class.
- Have more student support type services. The two that I am involved in, Student Support Services and the well-rounded Enrichment Program, offer excellent support.
- There needs to be a fairer distribution of scholarships. People with large Pell grants should not get scholarship money over those with none.
- Offer more courses in the Office Systems Technology program online.
- Need to offer more classes and better transportation to and from Oconee County.

SUGGESTIONS FOR IMPROVING STUDENT RETENTION

- Have classes offered in the summer that are needed for graduation.
- Offer more availability in classes.
- Make more space in the medical programs. They are no good if they do not have room for you.
- Bigger campus.
- The instructors need to remember that the students have jobs and families outside of school.
- Better range of computer technology courses offered at night.
- The Computer Technology program needs to be split into different areas of interest, such as a program just for students wanting to be programmers.
- Offer more classes at more times.
- Offer classes more often than every 18 months.
- Less group work. It is hard to fit in group meetings with work and school.
- Have a variety of classes at night.
- Financial aid should be available more often instead of turning you away when they see you have a Pell grant.
- Students that have family obligations should be given a chance to complete assignments and tests that they have missed due to unforeseen circumstances with children or their spouse.
- More classes.
- Students need to be informed on financial resources.
- Offer more class hours.
- The transfer program needs to be clearer. I want to get an associate's degree in television and radio broadcasting, but I want to transfer to U.S.C. They will not accept my degree.
- I don't like having to take online classes because you do not offer it in a lecture class.
- Offer evening childcare.
- Show me what classes I need to take in the order I need to take them in.
- Offer more evening classes.
- Bigger classes or more class availability.

SUGGESTIONS FOR IMPROVING STUDENT RETENTION

- Financial aid for out-of-state students is not very efficient. More loans based on the student and not parent funds should be awarded to all students both in-state and out-of-state.
- Offer more sections of particular classes.
- Allow for more scholarships to be awarded.
- Offer more classes.
- Better financial aid help in office.
- Need more instructors so that more classes can be offered during the day and night at more times.
- Need more job opportunities.
- Offer as many courses as possible each semester.
- Let the students know what is available to them. I didn't realize how many student help and tutoring labs there were until I no longer needed them.
- Need to offer all classes at all times of the day for students that need day classes or night classes. Sometimes classes are offered at different times but really need to be offered at all times.
- Offer more classes in a degree in a row instead of leaving hour breaks in-between, and offer more at home and online classes.
- Offer more classes during the day.
- More lottery money.
- Stress certification.
- Offer more selection of classes.
- Offer more classes in the Computer Technology program, not just in the fall, spring, and summer terms.
- More online classes.
- More financial help with daycare.
- I wish that discretion could be used on attendance for valid work-related problems.
- Offer more of a variety of classes in majors.
- I think that all classes should be offered because all students are somewhere different in the course of study they are in. Full classes should not be an issue, this is a school, make room.

SUGGESTIONS FOR IMPROVING STUDENT RETENTION

- Take more students in a program at one time.
- Need a way to keep the students on task.
- Allow students who have the Life scholarship to use lottery tuition during summer terms.
- Tri-County Technical College needs to be more student-oriented.
- More help in finding information on daycare and easier to read bus schedules.
- When making the schedule for the classes being offered, it would help if the name of the instructor is shown. Also, make it available for students to register and pay online.
- Offer more classes at night rather than just a few here and there.
- More classes available at the same time and more online classes.
- Have more classes available at more times.
- Provide classes for working people that fit their needs.
- Limit the amount of studies per class to let the student comprehend the material expected of him or her to learn. Let us learn one or two chapters at a time per week so we can retain the information, not four or five chapters when we also have other courses.
- Provide transportation to Williamston, Belton, and Pelzer areas.
- Have more night classes for the programs available. People who work forty hours a week can't go to school during the day.
- Do not be so hard on students who have missed days when they have children, work, or family problems to take care of.

Suggestions from Health Education Students

- Accept more nursing students. Classes need to be offered every semester.
- Better parking and lower tuition.
- Have more study programs with instructors.
- Increase the size of the Veterinary Technology program.
- We need to have more classes in phlebotomy and also be able to sign up for night classes.
- Maybe have advisors check with their students that they haven't heard from or seen to see if the students need help with setting up classes.

SUGGESTIONS FOR IMPROVING STUDENT RETENTION

- Have more availability for nursing students.
- Hire more instructors in nursing so all students can start clinicals and not have to wait two years.
- A daycare that is provided for day and night classes at a reduced rate would help.
- Have some classes offered more often instead of once every fall.
- Better documentation from instructors about financial help.
- Stop raising tuition. It shouldn't matter about the economy if prices go up or not. Go back to the price from 2002 fall and maybe offer reserved parking for \$1 to \$5.
- Offer more classes at night.
- Offer a special fast-paced program in order to receive your degree sooner.
- Offer more classes more frequently.
- Offer more classes in the evening.
- Have classes at the times the students need them.
- Tri-County Technical College is very helpful.
- Help students find jobs on campus.
- When I first started, I really didn't know what to do. Need to inform students better when they start classes. I would suggest letting the students know that they can register before early registration so they can get into classes before they fill up.
- They should give more help to people who have Life scholarships which do not cover summer classes, but make too much money to apply for financial aid.
- Offer more classes.
- Consider admitting people into the nursing program every semester. Do not limit particular people to particular classes and the College also needs to drop unnecessary classes from the course book that other colleges do not require.
- Need to inform the students of the classes they need for their major so that they do not take something that they do not need.
- Have more evening nursing classes for the students who work during the day.
- Have greater ability to get into the programs that are in greater need, like nursing. Who wants to wait a year or two to get into their major if they have finished what they need to.

SUGGESTIONS FOR IMPROVING STUDENT RETENTION

- I love the busing system.
- More instructors.
- More choices in classes.
- Need help with buying books.
- Need a better way to help pay for books.
- Offer more classes at different times during the day.
- Pay attention to students' review of instructors.
- More financial aid opportunities.
- More financial help for childcare.
- The class size needs to be larger so more students are able to take the class.
- Better financial aid.
- Need to be able to get students into the classes that they need without them having to wait.
- To be able to have student loans accepted would be great.
- Hire more nursing instructors and lower the prerequisites to get into the major.
- Offer surgical technology classes at night.
- Provide the full programs here.
- Offer a nursing program in the evening.
- Lower the grades on comprehensive studies for GPA.
- Offer classes for nursing majors year round. Some of the biology classes are only offered in August. Also, more classes need to be open when you have one to fill up.
- Rethink attendance policy.
- Offer classes both day and evening.
- Have classes offered more and help students figure out exactly what classes they need. Some advisors do not take enough time with their students.
- Help the College take more students in the different fields they are trying to get into.

SUGGESTIONS FOR IMPROVING STUDENT RETENTION

- No suggestions, except for maybe a golf cart to drive us up the hill. I think that tuition is high enough to cover it.
- Offer childcare for older children. Open childcare earlier and stay open later.
- If a certain class is required for graduation by several majors, it should be offered more than one time a year.
- Make more classes so all of them will not be full. Make all classes available during the summer.
- Better instructors in psychology.
- Longer vacations.
- Have people that are willing to help students give better advice.
- They can help find ways to get financial aid. I feel alone in that area and no one tries to help, even in that department.
- Offer more classes at different times and offer transportation from Fair Play.
- More help with students unable to purchase their books.
- Offer more sections of classes, not just one class each fall. Offer them in the spring as well.
- Provide childcare assistance on campus and at night.
- Work with the students and be more understanding.
- Offer more classes for the Early Childhood Development program in the evening.
- Offer more financial assistance in funding for school and childcare.
- Offer classes each semester so that you have a chance to get in.
- I think Tri-County Technical College should provide students with a tram to take us to the campus because that hill is horrible especially when it is cold.
- Offer more scholarships.
- Offer more evening classes.
- Offer more online speech classes.
- Offer more classes more often to meet students' needs.
- Have enough instructors so more people can get into nursing in a timely manner.

SUGGESTIONS FOR IMPROVING STUDENT RETENTION

- Offer more sections in some of the general education courses, such as microbiology and anatomy and physiology.
- Offer classes at various times in all semesters.
- Offer more classes if there is a need for them.
- Offer classes that have labs during the morning hours, preferably before 1 p.m.
- Expand courses and hire instructors related to the Associate Degree Nursing program.
- Need more instructors and childcare at a low price. Send the bus farther into Anderson.
- More financial help.
- Change the schedule gaps for students who have to work. It makes no sense having a three-hour gap between classes.
- Offer weekend classes.
- More scholarships and try to offer more science courses in the summer.
- Would be nice to have parking for the daycare.
- Have more classes offered at night.
- Larger childcare facility on campus.
- I think they should provide a daycare for evening students.
- Have more computers.
- Offer Monday and Friday classes for students in healthcare classes. We have to be at the hospital Tuesday, Wednesday, and Thursday.
- Have a trolley or a parking garage so I do not have a heart attack walking a mile to class.
- Financial aid assistance and the ability to meet with advisors when scheduling classes.
- Give Life scholarships back to people who lose them.
- Offer certain classes more often.
- Have more spaces available in classrooms.
- Give pre-nursing students more information and a time line on what classes and other qualifications are needed early for them to be enrolled in the nursing program.

SUGGESTIONS FOR IMPROVING STUDENT RETENTION

- Offer all classes each semester.
- Faster financial aid and more flexibility with Pell grant recipients.
- They already do enough.
- Classes need to be made available every semester.
- Need more funds available and childcare provided.
- Offer more online classes.
- Provide more online classes.
- Speed the waiting list up in the nursing field.
- Offer classes that the majority of the students need more often.
- The YMCA childcare is supposed to be helpful for college students, but they are too expensive. A student cannot pay for school and pay for childcare here. Everywhere else in Anderson is cheaper.
- Maybe help with childcare expenses.
- Offer more classes in the evening.
- Obtain better instructors and more of them.
- Stop raising tuition. Offer at least a few nursing classes at night. Why is there not more used books in the bookstore? Why change editions nearly every year? This is a waste of perfectly good books.
- Advisors need to be more helpful as to what classes I need. I have never been to college before, I need advice.
- Offer all classes spring and fall. Expand the nursing program.
- Offer more classes.
- Offer more classes in Biology 210 and 211, and also more microbiology classes.
- Have more classes and instructors available to the students.
- We need to get more nursing students into the program. The waiting list is too long.
- Offer more classes at night or maybe on weekends.
- Since it's a college for the "Real World," take into consideration that people work and they need to look at the time management.

SUGGESTIONS FOR IMPROVING STUDENT RETENTION

- Hire a department head that cares.
- Have adequate department heads and instructors to accommodate the program and the students.
- Decrease the cost of books and offer more scholarships.
- More of the major courses, less of the elective courses.
- Shouldn't have to wait on a list, should be first come, first served.
- Offer more Math 120 and Biology 210, 211, and 225 classes at different times.
- Get childcare that we can afford.
- It would help if daycare was available for students' children day and evening.
- Offer more science classes in the evening.
- Offer more classes at night after 4 p.m.
- Consider offering some of the health/science classes in the evenings to accommodate those unable to attend day classes.
- Offer some of the required courses for the medical programs more than one semester per year.
- Offer the same classes at night as you do during the day.
- Offer more classes in the evening.
- Build onto the College.
- Try to offer more noon, mid-semester, and summer classes.
- Provide on-site childcare service.
- Offer more classes at night along with night and weekend clinicals for nursing.
- More courses that transfer from previous schools.
- Offer the same class at night as you do during the day.
- Offer classes at a variety of days and times.
- Offer more classes at more times.
- Have more classes offered during the evening, and for those who work second shift, more morning classes. More class availability online and Saturday classes.

SUGGESTIONS FOR IMPROVING STUDENT RETENTION

- Offer more financial resources and more student loans.
- More classes and a bigger school.
- They could offer some of the day classes at night.
- Have a better variety of night classes.
- Have more classes at night with the hours arranged so that you can take at least two to three classes.
- Make more classes available.
- I came here to learn, not to fill out paperwork.
- Offer following courses more often, e.g., Psychology 201, then Psychology 203.
- Offer more morning labs.
- Offer more class sections.
- The Associate Degree Nursing program should be revamped so one does not have to wait one to three years to get into clinicals.
- Provide more money for students to continue their education.
- More instructors.
- Lower tuition and cost of books.
- Better childcare assistance.
- Offer more evening, and possibly weekend courses, like Greenville Technical College.
- Offer weekend classes and more online classes.
- Need after hours tutors and you need to rent out computers.
- More availability of classes during the day and evening to suit the needs of degree students.
- Need to provide better parking for students.
- Have more classes offered in the day instead of night.
- Offer more classes in the evening.
- Design programs with every student in mind. Most students have jobs. It is difficult to have a job when your schedule is Monday through Friday 8:00 a.m. until 3:30 p.m. and then with clinicals on top of that.

SUGGESTIONS FOR IMPROVING STUDENT RETENTION

- Have more scholarships that affect more people for them to be fair.
- Offer more classes during the evening and offer them every semester.
- Don't offer general courses, like biology, only once a year.
- Offer more Biology 210 and 211 classes.
- Offer more online courses.
- Be aware of daily activities and lack of communication within your programs.

Suggestions from Industrial and Engineering Technology Students

- Help students find and get loans and scholarships. The financial aid system needs some improvement.
- Try to offer more of the same classes.
- On-the-job training.
- Send a representative to local companies and sell the College's capabilities and evaluate what company needs are and meet them.
- If you currently work in a particular field, either give credit for experience or work study programs.
- Offer classes more than one time a year.
- Lower tuition.
- Lower prices on tuition and book prices, or keep the same books for classes so students can sell them to each other for more than one or two years. Offer classes more than once a year.
- Offer jobs.
- Better scheduling of classes. The department heads need to keep students informed.
- Offer more evening classes.
- When new students enroll in their first semester, the schedule needs to be laid out for the entire program instead of students picking and choosing what they want to take each semester.
- More free food.
- Stop raising tuition.
- Since there are scholarships available for tuition, then there should be something to help with the cost of books.

SUGGESTIONS FOR IMPROVING STUDENT RETENTION

- Help students get computers for their homes.
- More evening classes.
- Offer different alternatives to the students who work full-time jobs. My family doesn't interfere but sometimes my job does. There have been times when I had to stay later at work for programming, and missed classes or had to come in late only to be admonished by the instructor which is embarrassing and unnecessary considering I work full-time.
- Get the CAT bus to come to more places in Anderson.
- There needs to be a covered bus stop. The welding students could build it.
- More night classes.
- Have more classes in basic microbiology and other classes.
- The Industrial Electronics Technology program needs some work.
- Need to list the classes that can be used in more than one major.
- Computers need to be updated to what is taught in the classroom. The welding shop needs to be renovated. This isn't 1976.
- Buy up-to-date welding equipment and keep the welding supplies well-stocked.
- More online courses.
- More help for part-time students that are working full-time.
- Make more financial aid available to part-time students.
- If a class is required for a curriculum in order to graduate, I think that class should be offered at least one semester out of the year and a lot of them have not been.
- Offer the major courses more frequently.
- Make it easier for students to pick the courses they want to take, and the classes that they take should all be transferrable.
- Hold tuition steady. Tuition has gone up almost every semester.
- Offer the classes that are needed by the students all the time to ensure enrollment and graduation.
- Let us pick our own groups for projects in the Engineering and Math 104 classes.
- Offer classes at better times.

SUGGESTIONS FOR IMPROVING STUDENT RETENTION

- Buy better lab equipment for the welding lab.
- It is hard to do some of the work when you do not have the Internet at home.
- Offer classes in more than one semester.
- The people in the One-Stop Center need to try and help people, instead of thinking that the money is theirs.
- Have day and evening classes stay at the same pace and allow students that need a little extra help to be able to pick up extra class time by coming to day and evening classes when needed.
- Get a department head in Industrial Electronics Technology.
- Offer all classes every semester.
- Seriously, more financial aid assistance.
- Offer classes at night that students in the General Engineering Technology program can take.
- The sign out in front states that this is the “College for the Real World” and general education instructors should be reminded of it. Attendance and homework do not reflect the fact that students work and try to go to school. More consideration should be given to this.
- Better morning scheduling of classes for Industrial Engineering Technology and second-year students.
- Offer more classes.
- Stop offering two different classes that are needed at the same time.
- Offer classes at a later time and more instructors for more class options.
- Need to set up a schedule that is consistent.
- Get a different instructor to teach DC analysis.
- I wish that the tool and die shop would open earlier. I work 3rd shift and would love to come to class earlier so I could get home and sleep.
- Need to offer off-site classes.
- Lower tuition.
- Don't cancel classes just because of the numbers game in which a certain number of students are required to be enrolled.
- Students should be allowed to set up their own schedules to better fill needs.

SUGGESTIONS FOR IMPROVING STUDENT RETENTION

- Need more class options for graduating members.

Suggestions from Career Development Students

- The two courses I wanted to take were both offered at the same time in the evening. I have to take one day class and one evening class.
- Offer more classes and lower tuition.
- Offer more night classes. If you have Spanish I and II at night, then have III and IV at night also.
- Make sure programs are available all year, not just in certain semesters.

Summary of Major Findings

2001-2002 Student Survey Summary Results: Approximately 53% of the comments requested improved class offerings, 14% addressed increasing financial aid, 5% centered on modifying the attendance policy, 4% covered improved instruction, 4% covered better advising, 4% desired more childcare services, 4% addressed rising tuition, 3% covered better transportation, and 2% indicated better parking.

2002-2003 Student Survey Summary Results: Approximately 53% of the comments requested improved class offerings, 15% addressed increasing financial aid, 12% covered better advising, 7% desired improved childcare services, and 6% centered on modifying the attendance policy.

2003-2004 Student Survey Summary Results: Approximately 59% of the comments requested improved class offerings, 10% addressed increasing financial aid, 6% covered better instruction, 5% covered better advising, 5% desired improved childcare services, 3% covered better transportation, 3% centered on modifying the attendance policy, 2% addressed rising tuition, and 2% indicated better parking.

APPENDIX - STUDENT RATING RESULTS ON RETENTION

Students surveyed in 9:00 a.m. and 6:00 p.m. classes: 2000-2001 on 11/15/2000, 11/16/2000, 11/20/2000, and 11/21/2000; 2001-2002 on 11/14/2001, 11/15/2001, 11/19/2001, and 11/20/2001; 2002-2003 on 11/13/2002, 11/14/2002, 11/18/2002, and 11/19/2002; 2003-2004 on 11/12/2003, 11/13/2003, 11/17/2003, and 11/18/2003. AA&AS=Arts and Sciences Students, B&HS=Business and Human Services Students, HE=Health Education Students, I&ET=Industrial and Engineering Technology Students, and NO-CD=Career Development Students.

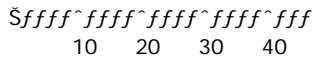
FALL	SURVEYED	Number of Students Surveyed		Cum. Freq	Cum. Percent
		Freq	Percent		
2000-2001	Total Students	1881	23.46	1881	23.46
2001-2002	Total Students	1965	24.51	3846	47.97
2002-2003	Total Students	2119	26.43	5965	74.40
2003-2004	Total Students	2052	25.60	8017	100.00

*S*fffff~fffff~fffff~ffff
 600 1200 1800
 Frequency

APPENDIX X - STUDENT RATING RESULTS ON RETENTION

Has confusion over which classes you needed to take interfered with your studies?

FALL	CONFUSED		Freq	Cum. Freq	Percent	Cum. Percent
2000-2001	Always	,	45	45	2.39	2.39
	Frequently	,*****	174	219	9.25	11.64
	Sometimes	,*****	853	1072	45.35	56.99
	Never	,*****	780	1852	41.47	98.46
	No Response	,*	29	1881	1.54	100.00
2001-2002	Always	,	42	42	2.14	2.14
	Frequently	,*****	181	223	9.21	11.35
	Sometimes	,*****	887	1110	45.14	56.49
	Never	,*****	814	1924	41.42	97.91
	No Response	,*	41	1965	2.09	100.00
2002-2003	Always	,	55	55	2.60	2.60
	Frequently	,*****	215	270	10.15	12.74
	Sometimes	,*****	940	1210	44.36	57.10
	Never	,*****	879	2089	41.48	98.58
	No Response	,*	30	2119	1.42	100.00
2003-2004	Always	,	76	76	3.70	3.70
	Frequently	,*****	207	283	10.09	13.79
	Sometimes	,*****	877	1160	42.74	56.53
	Never	,*****	856	2016	41.72	98.25
	No Response	,*	36	2052	1.75	100.00
ALL YEARS	Always	,	218	218	2.72	2.72
	Frequently	,*****	777	995	9.69	12.41
	Sometimes	,*****	3557	4552	44.37	56.78
	Never	,*****	3329	7881	41.52	98.30
	No Response	,*	136	8017	1.70	100.00



Percentage

APPENDIX - STUDENT RATING RESULTS ON RETENTION

Has confusion over which classes you needed to take interfered with your studies?

STUDENTS	CONFUSED	Freq		Cum.		
		Percent	Percent	Percent	Percent	
ALL YEARS AA&AS	Al ways	, **	81	81	3.46	3.46
	Frequently	, *****	334	415	14.26	17.72
	Someti mes	, *****	1154	1569	49.27	66.99
	Never	, *****	722	2291	30.83	97.82
	No Response	, *	51	2342	2.18	100.00
ALL YEARS B&HS	Al ways	, *	50	50	2.26	2.26
	Frequently	, ****	164	214	7.42	9.68
	Someti mes	, *****	1009	1223	45.66	55.34
	Never	, *****	958	2181	43.35	98.69
	No Response	, *	29	2210	1.31	100.00
ALL YEARS HE	Al ways	, *	52	52	2.60	2.60
	Frequently	, ****	168	220	8.39	10.98
	Someti mes	, *****	796	1016	39.74	50.72
	Never	, *****	957	1973	47.78	98.50
	No Response	, *	30	2003	1.50	100.00
ALL YEARS I & ET	Al ways	, *	32	32	2.49	2.49
	Frequently	, ****	92	124	7.17	9.66
	Someti mes	, *****	538	662	41.90	51.56
	Never	, *****	602	1264	46.88	98.44
	No Response	, *	20	1284	1.56	100.00
ALL YEARS NO-CD	Al ways	, *	3	3	1.69	1.69
	Frequently	, *****	19	22	10.67	12.36
	Someti mes	, *****	60	82	33.71	46.07
	Never	, *****	90	172	50.56	96.63
	No Response	, **	6	178	3.37	100.00

§ffff~ffff~ffff~ffff~ffff~
 10 20 30 40 50

Percentage

APPENDIX - STUDENT RATING RESULTS ON RETENTION

Has inability to enroll in classes because they were full interfered with your studies?

FALL	FULL		Cum.		Cum.	
			Freq	Freq	Percent	Percent
2000-2001	Al ways	, **	79	79	4.20	4.20
	Frequentl y	, *****	258	337	13.72	17.92
	Someti mes	, *****	673	1010	35.78	53.69
	Never	, *****	839	1849	44.60	98.30
	No Response	, *	32	1881	1.70	100.00
2001-2002	Al ways	, **	90	90	4.58	4.58
	Frequentl y	, *****	313	403	15.93	20.51
	Someti mes	, *****	681	1084	34.66	55.17
	Never	, *****	842	1926	42.85	98.02
	No Response	, *	39	1965	1.98	100.00
2002-2003	Al ways	, ***	128	128	6.04	6.04
	Frequentl y	, *****	358	486	16.89	22.94
	Someti mes	, *****	715	1201	33.74	56.68
	Never	, *****	890	2091	42.00	98.68
	No Response	, *	28	2119	1.32	100.00
2003-2004	Al ways	, ***	130	130	6.34	6.34
	Frequentl y	, *****	321	451	15.64	21.98
	Someti mes	, *****	692	1143	33.72	55.70
	Never	, *****	875	2018	42.64	98.34
	No Response	, *	34	2052	1.66	100.00
ALL YEARS	Al ways	, ***	427	427	5.33	5.33
	Frequentl y	, *****	1250	1677	15.59	20.92
	Someti mes	, *****	2761	4438	34.44	55.36
	Never	, *****	3446	7884	42.98	98.34
	No Response	, *	133	8017	1.66	100.00

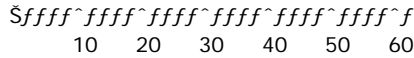
§ffff~ffff~ffff~ffff~ff
10 20 30 40

Percentage

APPENDIX - STUDENT RATING RESULTS ON RETENTION

Has inability to enroll in classes because they were full interfered with your studies?

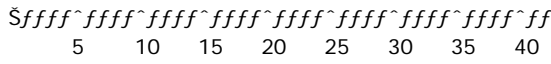
STUDENTS	FULL		Cum.		Cum.	
			Freq	Freq	Percent	Percent
ALL YEARS AA&AS	Always	,***	153	153	6.53	6.53
	Frequently	,*****	486	639	20.75	27.28
	Sometimes	,*****	954	1593	40.73	68.02
	Never	,*****	700	2293	29.89	97.91
	No Response	,*	49	2342	2.09	100.00
ALL YEARS B&HS	Always	,**	78	78	3.53	3.53
	Frequently	,*****	296	374	13.39	16.92
	Sometimes	,*****	769	1143	34.80	51.72
	Never	,*****	1039	2182	47.01	98.73
	No Response	,*	28	2210	1.27	100.00
ALL YEARS HE	Always	,****	160	160	7.99	7.99
	Frequently	,*****	337	497	16.82	24.81
	Sometimes	,*****	637	1134	31.80	56.62
	Never	,*****	839	1973	41.89	98.50
	No Response	,*	30	2003	1.50	100.00
ALL YEARS I&ET	Always	,*	26	26	2.02	2.02
	Frequently	,****	95	121	7.40	9.42
	Sometimes	,*****	355	476	27.65	37.07
	Never	,*****	788	1264	61.37	98.44
	No Response	,*	20	1284	1.56	100.00
ALL YEARS NO-CD	Always	,***	10	10	5.62	5.62
	Frequently	,*****	36	46	20.22	25.84
	Sometimes	,*****	46	92	25.84	51.69
	Never	,*****	80	172	44.94	96.63
	No Response	,**	6	178	3.37	100.00



APPENDIX - STUDENT RATING RESULTS ON RETENTION

Have classes not being offered at the times you needed interfered with your studies?

FALL	OFFERED		Freq	Cum. Freq	Percent	Cum. Percent
2000-2001	Al ways	, *****	139	139	7.39	7.39
	Frequentl y	, *****	437	576	23.23	30.62
	Someti mes	, *****	798	1374	42.42	73.05
	Never	, *****	471	1845	25.04	98.09
	No Response	, **	36	1881	1.91	100.00
2001-2002	Al ways	, *****	143	143	7.28	7.28
	Frequentl y	, *****	483	626	24.58	31.86
	Someti mes	, *****	791	1417	40.25	72.11
	Never	, *****	509	1926	25.90	98.02
	No Response	, **	39	1965	1.98	100.00
2002-2003	Al ways	, *****	209	209	9.86	9.86
	Frequentl y	, *****	511	720	24.12	33.98
	Someti mes	, *****	805	1525	37.99	71.97
	Never	, *****	567	2092	26.76	98.73
	No Response	, *	27	2119	1.27	100.00
2003-2004	Al ways	, *****	198	198	9.65	9.65
	Frequentl y	, *****	473	671	23.05	32.70
	Someti mes	, *****	755	1426	36.79	69.49
	Never	, *****	594	2020	28.95	98.44
	No Response	, **	32	2052	1.56	100.00
ALL YEARS	Al ways	, *****	689	689	8.59	8.59
	Frequentl y	, *****	1904	2593	23.75	32.34
	Someti mes	, *****	3149	5742	39.28	71.62
	Never	, *****	2141	7883	26.71	98.33
	No Response	, **	134	8017	1.67	100.00



Percentage

APPENDIX - STUDENT RATING RESULTS ON RETENTION

Have classes not being offered at the times you needed interfered with your studies?

STUDENTS	OFFERED		Cum.		Cum.	
			Freq	Freq	Percent	Percent
ALL YEARS AA&AS	Al ways	, ****	195	195	8.33	8.33
	Frequently	, *****	639	834	27.28	35.61
	Someti mes	, *****	986	1820	42.10	77.71
	Never	, *****	473	2293	20.20	97.91
	No Response	, *	49	2342	2.09	100.00
ALL YEARS B&HS	Al ways	, ****	196	196	8.87	8.87
	Frequently	, *****	577	773	26.11	34.98
	Someti mes	, *****	823	1596	37.24	72.22
	Never	, *****	585	2181	26.47	98.69
	No Response	, *	29	2210	1.31	100.00
ALL YEARS HE	Al ways	, *****	196	196	9.79	9.79
	Frequently	, *****	403	599	20.12	29.91
	Someti mes	, *****	774	1373	38.64	68.55
	Never	, *****	600	1973	29.96	98.50
	No Response	, *	30	2003	1.50	100.00
ALL YEARS I&ET	Al ways	, ***	84	84	6.54	6.54
	Frequently	, *****	244	328	19.00	25.55
	Someti mes	, *****	507	835	39.49	65.03
	Never	, *****	430	1265	33.49	98.52
	No Response	, *	19	1284	1.48	100.00
ALL YEARS NO-CD	Al ways	, *****	18	18	10.11	10.11
	Frequently	, *****	41	59	23.03	33.15
	Someti mes	, *****	59	118	33.15	66.29
	Never	, *****	53	171	29.78	96.07
	No Response	, **	7	178	3.93	100.00

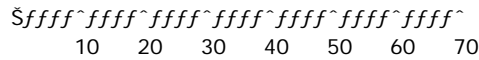
§ffff~ffff~ffff~ffff~f
10 20 30 40

Percentage

APPENDIX - STUDENT RATING RESULTS ON RETENTION

Have canceled classes interfered with your studies?

FALL	CANCELED		Freq	Cum. Freq	Percent	Cum. Percent
2000-2001	Always	, *	29	29	1.54	1.54
	Frequently	, ***	96	125	5.10	6.65
	Sometimes	, *****	431	556	22.91	29.56
	Never	, *****	1290	1846	68.58	98.14
	No Response	, *	35	1881	1.86	100.00
2001-2002	Always	, *	35	35	1.78	1.78
	Frequently	, ***	127	162	6.46	8.24
	Sometimes	, *****	527	689	26.82	35.06
	Never	, *****	1234	1923	62.80	97.86
	No Response	, *	42	1965	2.14	100.00
2002-2003	Always	, *	41	41	1.93	1.93
	Frequently	, **	100	141	4.72	6.65
	Sometimes	, *****	461	602	21.76	28.41
	Never	, *****	1487	2089	70.17	98.58
	No Response	, *	30	2119	1.42	100.00
2003-2004	Always	, *	33	33	1.61	1.61
	Frequently	, ***	114	147	5.56	7.16
	Sometimes	, *****	425	572	20.71	27.88
	Never	, *****	1444	2016	70.37	98.25
	No Response	, *	36	2052	1.75	100.00
ALL YEARS	Always	, *	138	138	1.72	1.72
	Frequently	, ***	437	575	5.45	7.17
	Sometimes	, *****	1844	2419	23.00	30.17
	Never	, *****	5455	7874	68.04	98.22
	No Response	, *	143	8017	1.78	100.00



Percentage

APPENDIX - STUDENT RATING RESULTS ON RETENTION

Have canceled classes interfered with your studies?

STUDENTS	CANCELED		Cum.		Cum.	
			Freq	Freq	Percent	Percent
ALL YEARS AA&AS	Always	, *	31	31	1.32	1.32
	Frequently	, **	124	155	5.29	6.62
	Sometimes	, *****	548	703	23.40	30.02
	Never	, *****	1588	2291	67.81	97.82
	No Response	, *	51	2342	2.18	100.00
ALL YEARS B&HS	Always	, *	62	62	2.81	2.81
	Frequently	, ***	164	226	7.42	10.23
	Sometimes	, *****	583	809	26.38	36.61
	Never	, *****	1372	2181	62.08	98.69
	No Response	, *	29	2210	1.31	100.00
ALL YEARS HE	Always	,	21	21	1.05	1.05
	Frequently	, *	61	82	3.05	4.09
	Sometimes	, *****	329	411	16.43	20.52
	Never	, *****	1560	1971	77.88	98.40
	No Response	, *	32	2003	1.60	100.00
ALL YEARS I&ET	Always	, *	24	24	1.87	1.87
	Frequently	, **	74	98	5.76	7.63
	Sometimes	, *****	348	446	27.10	34.74
	Never	, *****	815	1261	63.47	98.21
	No Response	, *	23	1284	1.79	100.00
ALL YEARS NO-CD	Always	,	0	0	0.00	0.00
	Frequently	, ***	14	14	7.87	7.87
	Sometimes	, *****	36	50	20.22	28.09
	Never	, *****	120	170	67.42	95.51
	No Response	, **	8	178	4.49	100.00

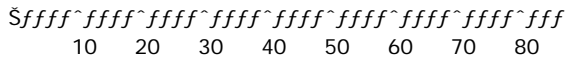
§fff~fff~fff~fff~fff~fff~fff~fff
 10 20 30 40 50 60 70

Percentage

APPENDIX - STUDENT RATING RESULTS ON RETENTION

Have childcare problems interfered with your studies?

FALL	CHILDCARE		Freq	Cum. Freq	Percent	Cum. Percent
2000-2001	Always	, *	36	36	1.91	1.91
	Frequently	, *	49	85	2.60	4.52
	Sometimes	, ****	148	233	7.87	12.39
	Never	, *****	1608	1841	85.49	97.87
	No Response	, *	40	1881	2.13	100.00
2001-2002	Always	, *	27	27	1.37	1.37
	Frequently	, *	50	77	2.54	3.92
	Sometimes	, ****	157	234	7.99	11.91
	Never	, *****	1686	1920	85.80	97.71
	No Response	, *	45	1965	2.29	100.00
2002-2003	Always	, *	36	36	1.70	1.70
	Frequently	, **	65	101	3.07	4.77
	Sometimes	, ****	189	290	8.92	13.69
	Never	, *****	1796	2086	84.76	98.44
	No Response	, *	33	2119	1.56	100.00
2003-2004	Always	, *	53	53	2.58	2.58
	Frequently	, *	56	109	2.73	5.31
	Sometimes	, *****	197	306	9.60	14.91
	Never	, *****	1707	2013	83.19	98.10
	No Response	, *	39	2052	1.90	100.00
ALL YEARS	Always	, *	152	152	1.90	1.90
	Frequently	, *	220	372	2.74	4.64
	Sometimes	, ****	691	1063	8.62	13.26
	Never	, *****	6797	7860	84.78	98.04
	No Response	, *	157	8017	1.96	100.00



Percentage

APPENDIX X - STUDENT RATING RESULTS ON RETENTION

Have childcare problems interfered with your studies?

STUDENTS	CHILD CARE		Cum.		Cum.	
			Freq	Freq	Percent	Percent
ALL YEARS AA&AS	Always	,	25	25	1.07	1.07
	Frequently	, *	52	77	2.22	3.29
	Sometimes	, **	131	208	5.59	8.88
	Never	, *****	2076	2284	88.64	97.52
	No Response	, *	58	2342	2.48	100.00
ALL YEARS B&HS	Always	,	46	46	2.08	2.08
	Frequently	, *	61	107	2.76	4.84
	Sometimes	, ***	186	293	8.42	13.26
	Never	, *****	1884	2177	85.25	98.51
	No Response	, *	33	2210	1.49	100.00
ALL YEARS HE	Always	,	61	61	3.05	3.05
	Frequently	, *	70	131	3.49	6.54
	Sometimes	, ****	258	389	12.88	19.42
	Never	, *****	1582	1971	78.98	98.40
	No Response	, *	32	2003	1.60	100.00
ALL YEARS I&ET	Always	,	20	20	1.56	1.56
	Frequently	, *	30	50	2.34	3.89
	Sometimes	, ***	105	155	8.18	12.07
	Never	, *****	1102	1257	85.83	97.90
	No Response	, *	27	1284	2.10	100.00
ALL YEARS NO-CD	Always	,	0	0	0.00	0.00
	Frequently	, **	7	7	3.93	3.93
	Sometimes	, **	11	18	6.18	10.11
	Never	, *****	153	171	85.96	96.07
	No Response	, **	7	178	3.93	100.00

\$fff~fff~fff~fff~fff~fff~fff~fff~fff
10 20 30 40 50 60 70 80

Percentage

APPENDIX - STUDENT RATING RESULTS ON RETENTION

Have family responsibilities interfered with your studies?

FALL	FAMILY	Cum.		Cum.		
		Freq	Freq	Percent	Percent	
2000-2001	Al ways	, **	71	71	3.77	3.77
	Frequently	, *****	170	241	9.04	12.81
	Someti mes	, *****	550	791	29.24	42.05
	Never	, *****	1057	1848	56.19	98.25
	No Response	, *	33	1881	1.75	100.00
2001-2002	Al ways	, **	74	74	3.77	3.77
	Frequently	, ****	170	244	8.65	12.42
	Someti mes	, *****	565	809	28.75	41.17
	Never	, *****	1114	1923	56.69	97.86
	No Response	, *	42	1965	2.14	100.00
2002-2003	Al ways	, **	80	80	3.78	3.78
	Frequently	, ****	196	276	9.25	13.03
	Someti mes	, *****	658	934	31.05	44.08
	Never	, *****	1154	2088	54.46	98.54
	No Response	, *	31	2119	1.46	100.00
2003-2004	Al ways	, ***	112	112	5.46	5.46
	Frequently	, ****	181	293	8.82	14.28
	Someti mes	, *****	621	914	30.26	44.54
	Never	, *****	1102	2016	53.70	98.25
	No Response	, *	36	2052	1.75	100.00
ALL YEARS	Al ways	, **	337	337	4.20	4.20
	Frequently	, ****	717	1054	8.94	13.15
	Someti mes	, *****	2394	3448	29.86	43.01
	Never	, *****	4427	7875	55.22	98.23
	No Response	, *	142	8017	1.77	100.00

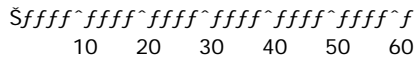
§ffff~ffff~ffff~ffff~ffff~fff
 10 20 30 40 50

Percentage

APPENDIX - STUDENT RATING RESULTS ON RETENTION

Have family responsibilities interfered with your studies?

STUDENTS	FAMILY		Cum.		Cum.	
			Freq	Freq	Percent	Percent
ALL YEARS AA&AS	Always	, *	65	65	2.78	2.78
	Frequently	, ***	163	228	6.96	9.74
	Sometimes	, *****	622	850	26.56	36.29
	Never	, *****	1438	2288	61.40	97.69
	No Response	, *	54	2342	2.31	100.00
ALL YEARS B&HS	Always	, **	92	92	4.16	4.16
	Frequently	, *****	234	326	10.59	14.75
	Sometimes	, *****	685	1011	31.00	45.75
	Never	, *****	1169	2180	52.90	98.64
	No Response	, *	30	2210	1.36	100.00
ALL YEARS HE	Always	, ***	127	127	6.34	6.34
	Frequently	, *****	183	310	9.14	15.48
	Sometimes	, *****	619	929	30.90	46.38
	Never	, *****	1043	1972	52.07	98.45
	No Response	, *	31	2003	1.55	100.00
ALL YEARS I&ET	Always	, **	48	48	3.74	3.74
	Frequently	, *****	122	170	9.50	13.24
	Sometimes	, *****	429	599	33.41	46.65
	Never	, *****	665	1264	51.79	98.44
	No Response	, *	20	1284	1.56	100.00
ALL YEARS NO-CD	Always	, *	5	5	2.81	2.81
	Frequently	, *****	15	20	8.43	11.24
	Sometimes	, *****	39	59	21.91	33.15
	Never	, *****	112	171	62.92	96.07
	No Response	, **	7	178	3.93	100.00



Percentage

APPENDIX - STUDENT RATING RESULTS ON RETENTION

Has your job/work schedule interfered with your studies?

FALL	WORK		Cum.		Cum.	
			Freq	Freq	Percent	Percent
2000-2001	Always	, ***	107	107	5.69	5.69
	Frequently	, *****	289	396	15.36	21.05
	Sometimes	, *****	731	1127	38.86	59.91
	Never	, *****	722	1849	38.38	98.30
	No Response	, *	32	1881	1.70	100.00
2001-2002	Always	, ***	105	105	5.34	5.34
	Frequently	, *****	284	389	14.45	19.80
	Sometimes	, *****	700	1089	35.62	55.42
	Never	, *****	840	1929	42.75	98.17
	No Response	, *	36	1965	1.83	100.00
2002-2003	Always	, ***	125	125	5.90	5.90
	Frequently	, *****	285	410	13.45	19.35
	Sometimes	, *****	767	1177	36.20	55.55
	Never	, *****	911	2088	42.99	98.54
	No Response	, *	31	2119	1.46	100.00
2003-2004	Always	, ***	128	128	6.24	6.24
	Frequently	, *****	286	414	13.94	20.18
	Sometimes	, *****	696	1110	33.92	54.09
	Never	, *****	904	2014	44.05	98.15
	No Response	, *	38	2052	1.85	100.00
ALL YEARS	Always	, ***	465	465	5.80	5.80
	Frequently	, *****	1144	1609	14.27	20.07
	Sometimes	, *****	2894	4503	36.10	56.17
	Never	, *****	3377	7880	42.12	98.29
	No Response	, *	137	8017	1.71	100.00

§ffff~ffff~ffff~ffff~ff
10 20 30 40

Percentage

APPENDIX - STUDENT RATING RESULTS ON RETENTION

Has your job/work schedule interfered with your studies?

STUDENTS	WORK		Cum.		Cum.	
			Freq	Freq	Percent	Percent
ALL YEARS AA&AS	Always	, **	106	106	4.53	4.53
	Frequently	, *****	320	426	13.66	18.19
	Sometimes	, *****	800	1226	34.16	52.35
	Never	, *****	1062	2288	45.35	97.69
	No Response	, *	54	2342	2.31	100.00
ALL YEARS B&HS	Always	, ***	146	146	6.61	6.61
	Frequently	, *****	315	461	14.25	20.86
	Sometimes	, *****	803	1264	36.33	57.19
	Never	, *****	919	2183	41.58	98.78
	No Response	, *	27	2210	1.22	100.00
ALL YEARS HE	Always	, ***	122	122	6.09	6.09
	Frequently	, *****	254	376	12.68	18.77
	Sometimes	, *****	677	1053	33.80	52.57
	Never	, *****	922	1975	46.03	98.60
	No Response	, *	28	2003	1.40	100.00
ALL YEARS I&ET	Always	, ***	77	77	6.00	6.00
	Frequently	, *****	231	308	17.99	23.99
	Sometimes	, *****	561	869	43.69	67.68
	Never	, *****	394	1263	30.69	98.36
	No Response	, *	21	1284	1.64	100.00
ALL YEARS NO-CD	Always	, ****	14	14	7.87	7.87
	Frequently	, *****	24	38	13.48	21.35
	Sometimes	, *****	53	91	29.78	51.12
	Never	, *****	80	171	44.94	96.07
	No Response	, **	7	178	3.93	100.00

§ffff~ffff~ffff~ffff~fff
10 20 30 40

Percentage

APPENDIX - STUDENT RATING RESULTS ON RETENTION

Have inadequate financial resources interfered with your studies?

FALL	FINANCES		Freq	Cum. Freq	Percent	Cum. Percent
2000-2001	Always	, ****	144	144	7.66	7.66
	Frequently	, *****	219	363	11.64	19.30
	Sometimes	, *****	511	874	27.17	46.46
	Never	, *****	973	1847	51.73	98.19
	No Response	, *	34	1881	1.81	100.00
2001-2002	Always	, ****	150	150	7.63	7.63
	Frequently	, *****	239	389	12.16	19.80
	Sometimes	, *****	549	938	27.94	47.74
	Never	, *****	987	1925	50.23	97.96
	No Response	, *	40	1965	2.04	100.00
2002-2003	Always	, ****	176	176	8.31	8.31
	Frequently	, *****	238	414	11.23	19.54
	Sometimes	, *****	670	1084	31.62	51.16
	Never	, *****	1008	2092	47.57	98.73
	No Response	, *	27	2119	1.27	100.00
2003-2004	Always	, ****	153	153	7.46	7.46
	Frequently	, *****	262	415	12.77	20.22
	Sometimes	, *****	614	1029	29.92	50.15
	Never	, *****	981	2010	47.81	97.95
	No Response	, *	42	2052	2.05	100.00
ALL YEARS	Always	, ****	623	623	7.77	7.77
	Frequently	, *****	958	1581	11.95	19.72
	Sometimes	, *****	2344	3925	29.24	48.96
	Never	, *****	3949	7874	49.26	98.22
	No Response	, *	143	8017	1.78	100.00

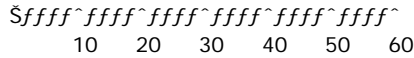
§ffff~ffff~ffff~ffff~ffff~f
 10 20 30 40 50

Percentage

APPENDIX - STUDENT RATING RESULTS ON RETENTION

Have inadequate financial resources interfered with your studies?

STUDENTS	FINANCES		Freq	Cum. Freq	Percent	Cum. Percent
ALL YEARS AA&AS	Always	,***	155	155	6.62	6.62
	Frequently	,*****	267	422	11.40	18.02
	Sometimes	,*****	636	1058	27.16	45.18
	Never	,*****	1230	2288	52.52	97.69
	No Response	,*	54	2342	2.31	100.00
ALL YEARS B&HS	Always	,****	175	175	7.92	7.92
	Frequently	,*****	248	423	11.22	19.14
	Sometimes	,*****	658	1081	29.77	48.91
	Never	,*****	1100	2181	49.77	98.69
	No Response	,*	29	2210	1.31	100.00
ALL YEARS HE	Always	,****	203	203	10.13	10.13
	Frequently	,*****	300	503	14.98	25.11
	Sometimes	,*****	606	1109	30.25	55.37
	Never	,*****	860	1969	42.94	98.30
	No Response	,*	34	2003	1.70	100.00
ALL YEARS I&ET	Always	,***	80	80	6.23	6.23
	Frequently	,****	130	210	10.12	16.36
	Sometimes	,*****	405	615	31.54	47.90
	Never	,*****	651	1266	50.70	98.60
	No Response	,*	18	1284	1.40	100.00
ALL YEARS NO-CD	Always	,***	10	10	5.62	5.62
	Frequently	,****	13	23	7.30	12.92
	Sometimes	,*****	39	62	21.91	34.83
	Never	,*****	108	170	60.67	95.51
	No Response	,**	8	178	4.49	100.00

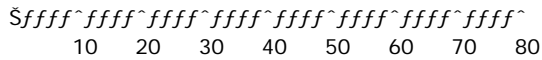


Percentage

APPENDIX - STUDENT RATING RESULTS ON RETENTION

Have transportation problems interfered with your studies?

FALL	TRAVEL		Cum.		Cum.	
			Freq	Freq	Percent	Percent
2000-2001	Always	, *	23	23	1.22	1.22
	Frequently	, **	74	97	3.93	5.16
	Sometimes	, *****	294	391	15.63	20.79
	Never	, *****	1458	1849	77.51	98.30
	No Response	, *	32	1881	1.70	100.00
2001-2002	Always	, *	27	27	1.37	1.37
	Frequently	, *	51	78	2.60	3.97
	Sometimes	, *****	265	343	13.49	17.46
	Never	, *****	1585	1928	80.66	98.12
	No Response	, *	37	1965	1.88	100.00
2002-2003	Always	, *	32	32	1.51	1.51
	Frequently	, **	67	99	3.16	4.67
	Sometimes	, *****	381	480	17.98	22.65
	Never	, *****	1613	2093	76.12	98.77
	No Response	, *	26	2119	1.23	100.00
2003-2004	Always	, *	36	36	1.75	1.75
	Frequently	, *	61	97	2.97	4.73
	Sometimes	, *****	340	437	16.57	21.30
	Never	, *****	1578	2015	76.90	98.20
	No Response	, *	37	2052	1.80	100.00
ALL YEARS	Always	, *	118	118	1.47	1.47
	Frequently	, **	253	371	3.16	4.63
	Sometimes	, *****	1280	1651	15.97	20.59
	Never	, *****	6234	7885	77.76	98.35
	No Response	, *	132	8017	1.65	100.00

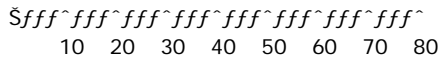


Percentage

APPENDIX - STUDENT RATING RESULTS ON RETENTION

Have transportation problems interfered with your studies?

STUDENTS	TRAVEL		Cum.		Cum.	
			Freq	Freq	Percent	Percent
ALL YEARS AA&AS	Always	, *	32	32	1.37	1.37
	Frequently	, *	70	102	2.99	4.36
	Sometimes	, *****	355	457	15.16	19.51
	Never	, *****	1836	2293	78.39	97.91
	No Response	, *	49	2342	2.09	100.00
ALL YEARS B&HS	Always	, *	38	38	1.72	1.72
	Frequently	, *	81	119	3.67	5.38
	Sometimes	, *****	375	494	16.97	22.35
	Never	, *****	1690	2184	76.47	98.82
	No Response	,	26	2210	1.18	100.00
ALL YEARS HE	Always	,	24	24	1.20	1.20
	Frequently	, *	51	75	2.55	3.74
	Sometimes	, *****	325	400	16.23	19.97
	Never	, *****	1572	1972	78.48	98.45
	No Response	, *	31	2003	1.55	100.00
ALL YEARS I&ET	Always	, *	24	24	1.87	1.87
	Frequently	, *	43	67	3.35	5.22
	Sometimes	, *****	205	272	15.97	21.18
	Never	, *****	993	1265	77.34	98.52
	No Response	, *	19	1284	1.48	100.00
ALL YEARS NO-CD	Always	,	0	0	0.00	0.00
	Frequently	, **	8	8	4.49	4.49
	Sometimes	, ****	20	28	11.24	15.73
	Never	, *****	143	171	80.34	96.07
	No Response	, **	7	178	3.93	100.00



Percentage